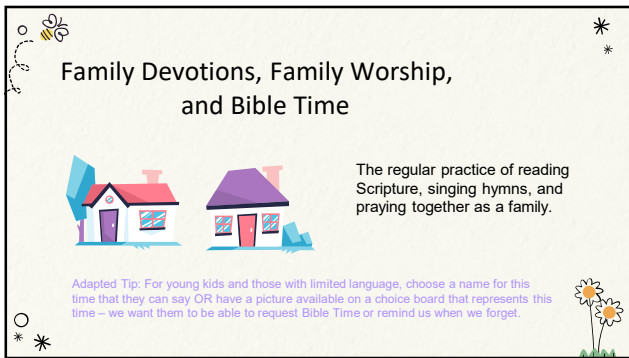
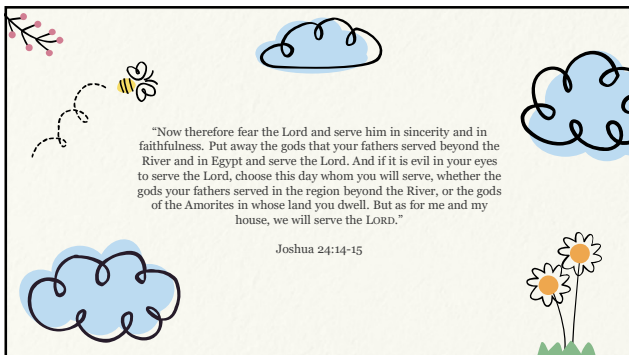


1



2



3

Lasting Effects of Family Devotions

01

God's first plan is to work through covenant families

02

The generation following Joshua was found faithful

03

A call to remember... "this is who we love and worship as a family"

Adapted Tip: These lasting effects apply to families with kids who have unique learning differences. God's word does not return void (Isaiah 55:11) – this includes kids with unique needs.

4

Why is Teaching the Bible to Kids with Unique Needs Challenging?

5

Three Primary Reasons:

01

Short Attention Spans or Decreased Attention to Task


02

Absence of Learning Skills – Can't Do vs. Won't Do

03




Presence of Problem Behavior

6



Assessing Learning Skills in Your Children

- Appropriate sitting
- Remaining quiet for a designated period of time
- Answering questions (expressive language)
- Listening and understanding (receptive language)
- Singing
- Memorizing
- Praying
- Ability to transition

7



Can't Do vs. Won't Do







8




Whoa!

Work on developing **ONE** skill at a time.

The teaching process will likely go slowly,
but a solid foundation will serve you for YEARS.




9

Targeting Listening and Understanding Skills

Keep it Short

Keep Bible time short in the beginning. You can always build.

Resources

Selecting resources that align with present skills is key to success.

Routine

Routine builds predictability. Routine includes what happens before and after Bible time.

Remembering

In order to recall and develop mastery, there needs to be constant review.

10

Incremental Bible Teaching Based on Language Skills

01

02

03

04

11

Transitioning to the Bible as a Family

- God's Word is infallible and does not return void...this is not true for storybooks.
- Children are never too young or too old for the Bible to be read aloud to them.
- Build Skills: Start with one verse, then two verses; then one paragraph, then two paragraphs, etc. building up to a chapter.
- The Choice can be Both/And...Instead of Either/Or: Read the Bible AND a storybook to reinforce; Read the Bible and use pictures from storybook Bibles to reinforce.
- Do not wait until your child outgrows Bible story books to begin reading the Bible.
- Incorporating Older Kids – Get them reading to the family.

12

Tips for Developing a Routine that Works for Your Family

1. Start small and repeat daily
2. Consider attaching this new routine to something that is already happening daily
3. Consider what happens before and after Bible time
4. Talk about Bible time throughout the day
5. Utilize visuals for added support

FIRST

Family Hymn Sing and Painting

THEN

Flashlight Hot-and-Cold

13

Singing as a Family

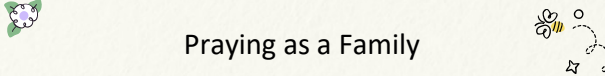
1. One song or hymn per month until language, skills, and routine build
2. If possible, start with a song or hymn everyone knows or is familiar with
3. It's okay to start with Sunday school songs – favorites include:
 1. Jesus Loves Me
 2. My God is So Great
 3. I'm in the Lord's Army
 4. This is My Commandment
 5. Praise Him, Praise Him
4. Next step forward might be to use songs to memorize key Bible knowledge:
 1. Slugs and Bugs – Old Testament and New Testament Song
 2. Slugs and Bugs – The Lord's Prayer
 3. 12 Disciples (Wee Sing the Bible)
5. When ready for hymns, consider:
 1. Choose hymns that recur frequently at church
 2. Choose hymns that have a simple tune and slower pace
 3. Choose hymns that have a repeated refrain or chorus
 1. It is Well
 2. Christ the Lord is Risen Today

14

Hymns

Just because I can't sing the words does not mean I am not learning the hymn!

15



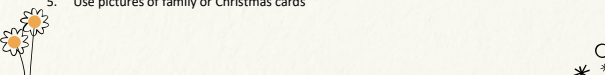
Praying as a Family

Goal: Teaching our children to go to God in prayer

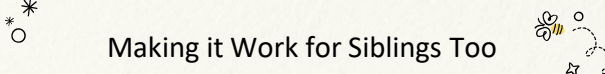
1. Keep it simple in the beginning – model a short prayer daily
2. Build the skill of praying at mealtimes – then generalize it to family worship
3. You can pray and move at the same time

Ideas:


1. Start by thanking God for one thing, one neighbor, something that happened that day
2. Limited language kids can sign “I love you, God”
3. If you enjoy praying, joy will likely follow with your children
4. Consider attaching praying responsibilities to something fun afterwards
5. Use pictures of family or Christmas cards



16




Making it Work for Siblings Too



Start (or End) with the Youngest Skill Set

Call your family together and dismiss youngest skill set children when their part concludes.

Continue on with older children.




Involve the Siblings


Offer opportunities for older siblings to teach the younger.

Older children can help a younger with a task box while all listen.

The whole family can “work” to earn.



17



What To Do When Problem Behavior Presents:

Don't Assume the Worst

Children and adults are all allowed to have “bad days” – don't assume that one day of problem behavior means it is all falling apart

Re-evaluate Reinforcers

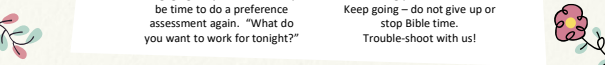
Are your reinforcing items still engaging for your kids? It may be time to do a preference assessment again. “What do you want to work for tonight?”

Do Not Add

When problem behavior presents, do not increase time, duration, or complexity of skills required. It's not the time to teach anything new.

Be Consistent

Make sure you are not reinforcing problem behavior. Keep going – do not give up or stop Bible time. Trouble-shoot with us!



18

Two Approaches to Problem Behavior

Avoid Problem Behavior

This approach slowly builds skills and starts with a very small amount of time.

Duration and complexity of activity builds as skills are developed.

Use Positive Behavior Supports

1. Planned Ignoring
2. Negative Reinforcement
3. Positive Reinforcement

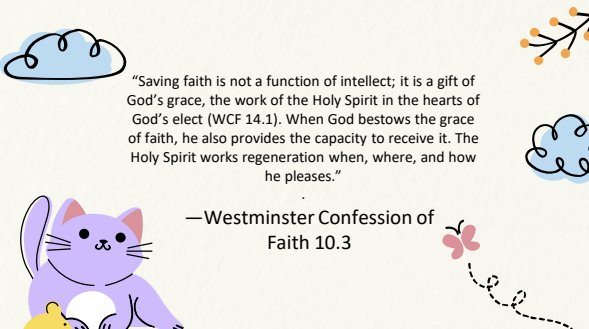
19

"Never Stop Starting."

20

Leading Unique Learners to Christ

21



"Saving faith is not a function of intellect; it is a gift of God's grace, the work of the Holy Spirit in the hearts of God's elect (WCF 14.1). When God bestows the grace of faith, he also provides the capacity to receive it. The Holy Spirit works regeneration when, where, and how he pleases."

—Westminster Confession of Faith 10.3

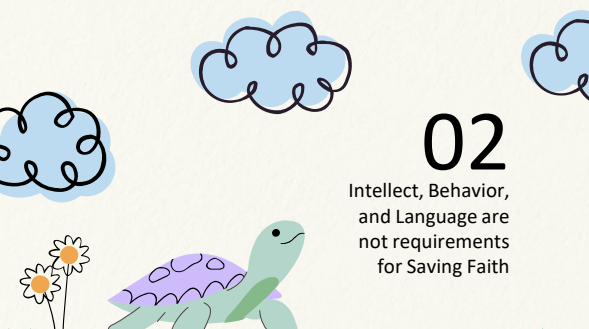
22



01

God Works in the Heart – Including the Hearts of Unique Learners


23




02

Intellect, Behavior, and Language are not requirements for Saving Faith


24



25



26



27



28



29
